

Name: _____ Date: _____

Directions: Tell students to pick a state map from Worksheet 4 as a guide for writing about labeling a world map. They can write or glue responses from the response options at the bottom of this worksheet, or these phrases can be programmed into an AAC device. Students should each have a chance to tell their report about labeling a world map.

Report: A World Map



This is a world map. It has labels that show the important parts.



One label shows the world name. The world is _____ .



One label shows a continent name. The continent is _____ .



One label shows a country name. The landmark is _____ .

Presentation Checklist



1. Can I tell about the labels and what they mean?



WORDS

2. Do I know how to say all of the words?



3. Can I tell a partner my report?










4. Can I tell the group my report?

Name: _____

Date: _____

Response Options for Writing about Symbols and Labels

world	 <p>Earth</p>		
continent	 <p>North America</p>	 <p>Africa</p>	 <p>Asia</p>
country	 <p>United States</p>	 <p>Botswana</p>	 <p>China</p>